

## Stainless Steel Solder Paste Squeegee Pen Kit and Replacement Blades

Stainless steel solder paste squeegee pen kit, used to spread paste using our line of stainless steel stencils onto SMT footprint pads.

### Product Highlights

Includes 4 blade widths, blades also sold separately

Reusable

0.2mm stainless steel bends slightly to help apply even pressure to stencil

**RoHS 3 and REACH Compliant**

### Specifications


Squeegee blade widths: 10mm, 20mm, 30mm, 40mm

Squeegee blade thickness: 0.2mm

Squeegee blade construction: Stainless Steel



### Orderable Part Numbers



#### SS-METAL-PEN

(Includes pen handle and 4 blades)



#### SS-METAL-PEN-B10

(10mm width replacement blade)



#### SS-METAL-PEN-B20

(20mm width replacement blade)



#### SS-METAL-PEN-B30

(30mm width replacement blade)



#### SS-METAL-PEN-B40

(40mm width replacement blade)



#### SS-METAL-PEN-BODY

(Extra/replacement handle, includes B20)

### Application Notes


[AN0001: IC Assembly Instructions if Using a Stencil](#)

[AN0002: Pin Assembly Instructions](#)


[AN0003: Adapter Selection Guide](#)

[AN0004: Stencil Selection Guide](#)

## How to Install Stencil Blades




With the bolt unscrewed, insert the stencil blade into the slot




Tighten the bolt by turning clockwise

## How to Remove Stencil Blades



Loosen the bolt by turning counter clockwise



Pull the stencil blade out