
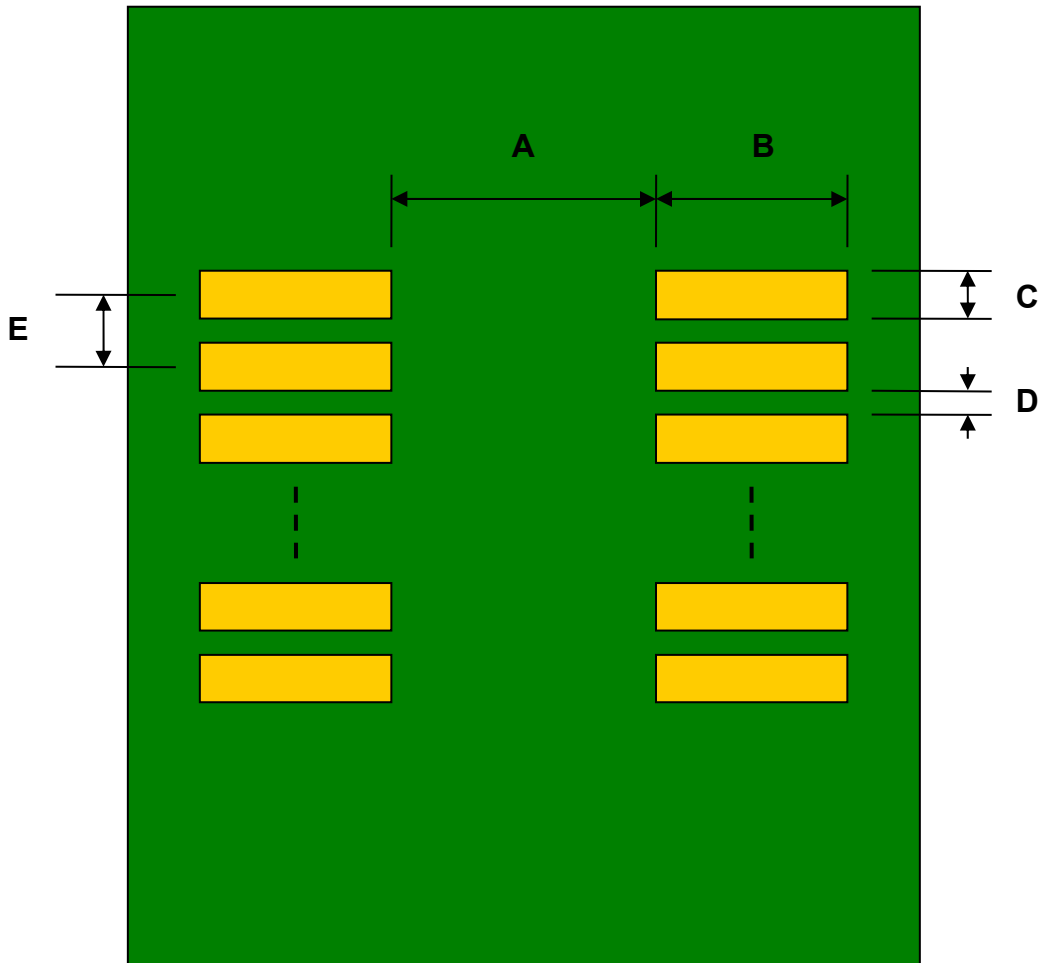


SOT23-8 to DIP-8 SMT Adapter (0.65 mm pitch) *Compact Series*



REF.	DIMENSIONS					
	mm			inches		
	MIN.	TYP.	MAX.	MIN.	TYP.	MAX.
A		1.50				
B		1.50				
C		0.45				
D		0.20				
E		0.65				
F					0.300	
G					0.100	
H		0.46				
X					0.400	
Y					0.400	

Top View (SMT Footprint)



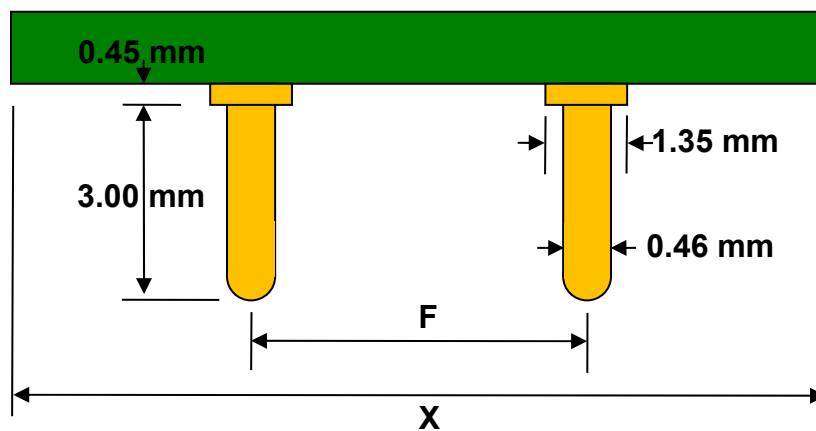
(Representative drawing only - not to scale)

Bottom View (DIP Pins)



(Representative drawing only - not to scale)

Side View (DIP Pins)



(Representative drawing only - not to scale)