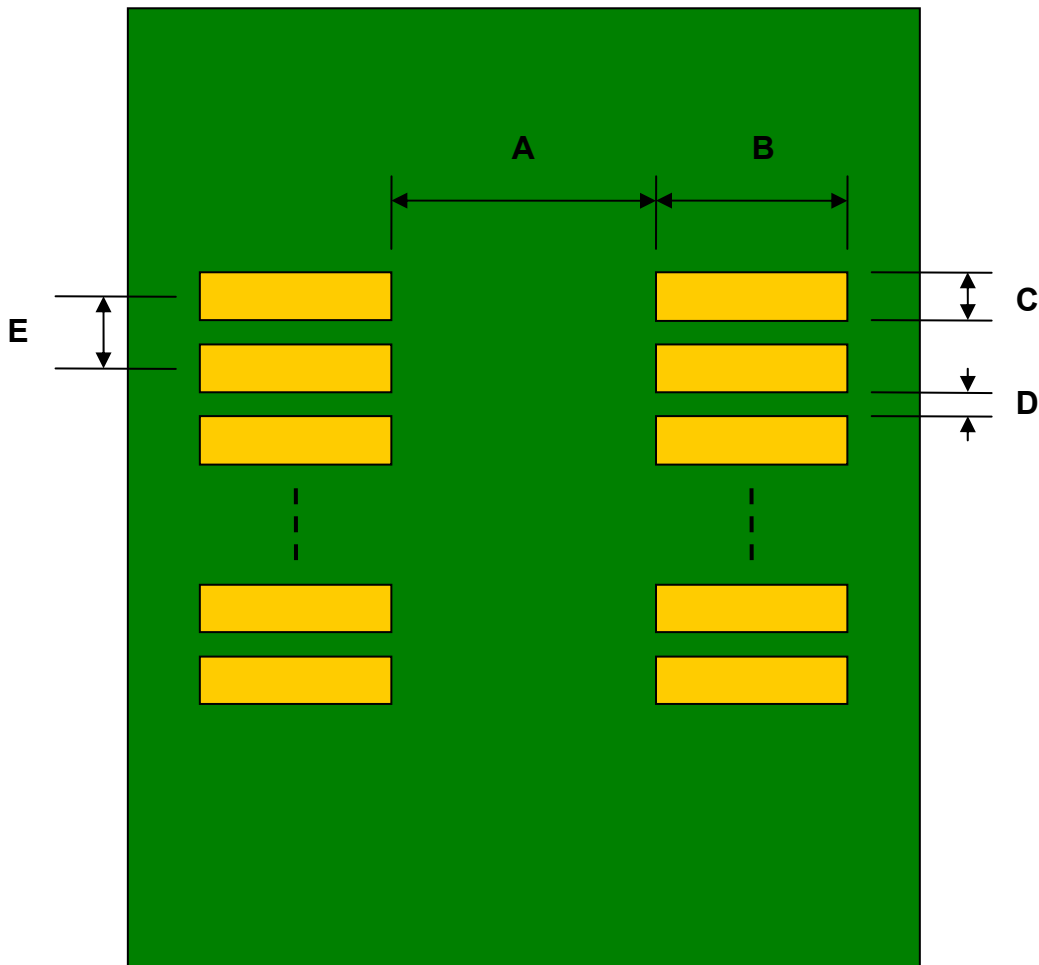


Dual Row 1.00 mm pitch to Dual Row 2.54mm pitch Adapter - 20 Pin

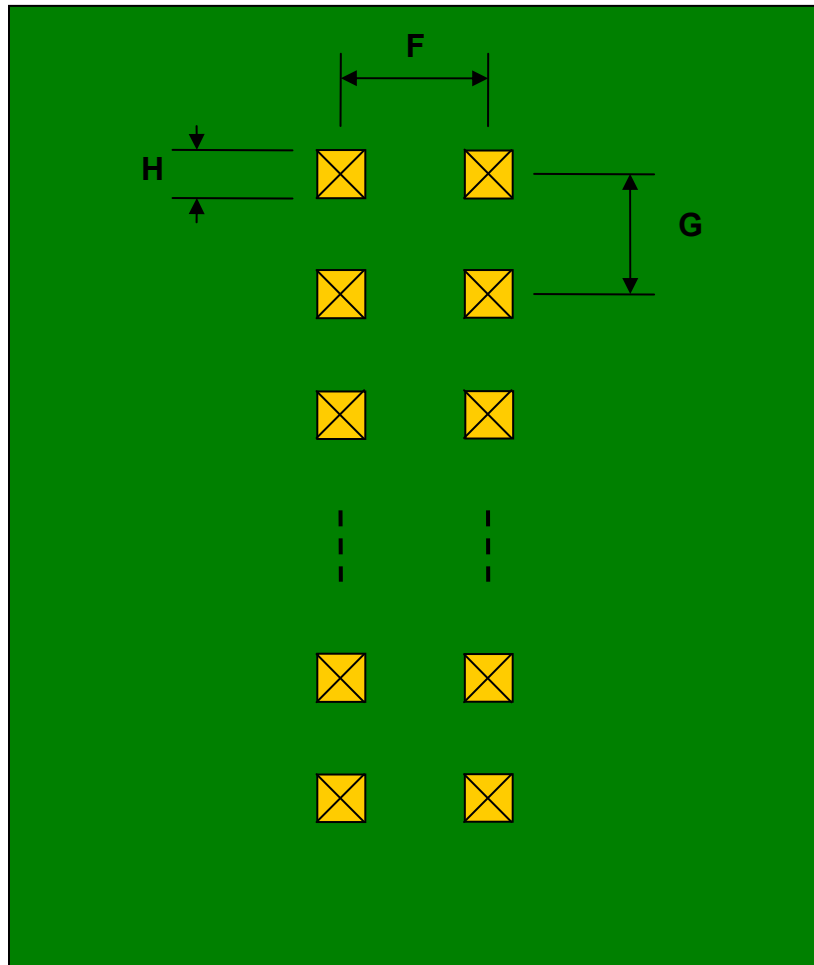
REF.	DIMENSIONS					
	mm			inches		
	MIN.	TYP.	MAX.	MIN.	TYP.	MAX.
A		1.20				
B		3.00				
C		0.60				
D		0.40				
E		1.00				
F					0.100	
G					0.100	
H					0.025	

Top View (Topside Dual Row SMT Footprint)



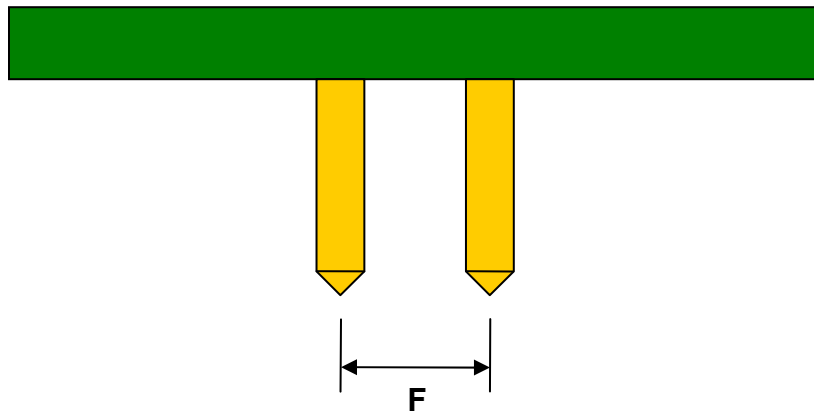
(Representative drawing only - not to scale)

Bottom View (Bottom Side Dual Row Pins)



(Representative drawing only - not to scale)

Side View (Bottom Side Dual Row Pins)



(Representative drawing only - not to scale)

Dual Row to Dual Row Orderable Part Numbers

Top Side Pitch	Bottom Side Pitch	Pin Count	Orderable Part Number
1.00 mm	2.54 mm	4	DR100DR254P04
		6	DR100DR254P06
		8	DR100DR254P08
		10	DR100DR254P10
		12	DR100DR254P12
		14	DR100DR254P14
		16	DR100DR254P16
		18	DR100DR254P18
		20	DR100DR254P20
		22	DR100DR254P22
	24	DR100DR254P24	
1.27 mm	2.54 mm	4	DR127DR254P04
		6	DR127DR254P06
		8	DR127DR254P08
		10	DR127DR254P10
		12	DR127DR254P12
		14	DR127DR254P14
		16	DR127DR254P16
		18	DR127DR254P18
		20	DR127DR254P20
		22	DR127DR254P22
	24	DR127DR254P24	
2.00mm	2.54 mm	4	DR200DR254P04
		6	DR200DR254P06
		8	DR200DR254P08
		10	DR200DR254P10
		12	DR200DR254P12
		14	DR200DR254P14
		16	DR200DR254P16
		18	DR200DR254P18
		20	DR200DR254P20
		22	DR200DR254P22
	24	DR200DR254P24	
2.54 mm	2.54 mm	4	DR254DR254P04
		6	DR254DR254P06
		8	DR254DR254P08
		10	DR254DR254P10
		12	DR254DR254P12
		14	DR254DR254P14
		16	DR254DR254P16
		18	DR254DR254P18
		20	DR254DR254P20
		22	DR254DR254P22
	24	DR254DR254P24	